

Dolores Elementary School Newsletter- "The Galloping Goose"

April 9, 2020

Issue: 26

Dear Dolores Families,

Hello everyone! I hope this email finds you all happy and healthy. We have made it through our second week of remote learning and the majority of the feedback we have received has been positive and supportive. Teachers are loving the time they are spending with their students. I have heard some great stories about the fun conversations and activities that they are having together. We also recognize that none of this would be possible without parent help and we thank you for supporting your child's education.

In response to some of the feedback we have received, we are instituting "Flexible Fridays." Many families have several school-age children at home trying to do their lessons as well as adults trying to manage their own work schedules from home. During "Flexible Fridays," teachers will still continue to have office hours available (following the school calendar days) so that families can contact them with questions or provide assistance with work; the day can be used to catch up on assignments or maybe do some of the fun activities that the specials teachers have provided. Some teachers may choose to do small reading clubs but they will not be holding whole class live sessions. Please refer to the teacher's schedules they have provided. They are doing a good job of communicating those with you.

I wanted to remind everyone that Specials activities and assignments are optional. They are designed to be enriching and fun for students. Please do not feel that you have to do these everyday.

Many have expressed that they wished they had taken a Chromebook for their student(s). Families are still able to do this. Mark Baxter, our technology director, is available at the district office on Tuesdays and Thursdays from 3-5pm. Please stop in and see him about a Chromebook.

I want to give a shout out celebration to our 6th graders! Congratulations goes out to the following students for their excellent performances in National History Day (NHD). Way to represent Dolores! We are so proud of you!!!!

Julianne Vega- Junior Individual Performance

Tierney Marsell and Novay Siglin- Junior Group Exhibit

Kaydence Apple-Leonard and Suria Hogue- Junior Group Exhibit

William Nielson- Junior Individual Exhibit

These students will be moving onto STATE!

Thank you for partnering with us and supporting your child's education,
Mrs. Howerton



A.R. is now up and running for our students who would like to continue earning points. Ms. Schrage has done an amazing job of organizing this for us and below you will see the step-by-step instructions on how to activate AR at home. Enjoy!



Technology with Mr. Vega

Technology Mr. Vega

Technology will be getting started next week for the first time in quite a while and I am excited about seeing students once again. I will be teaching grades 2-6 through a combination of recorded lessons and Google Classroom tasks and assignments. In addition, I will hold regular office hours to explain, assist and connect with students.

I would like to ask for parent support to enforce good keyboarding habits while using Chromebooks, laptops, or computers. Good habits include the following:

1. Working at a table or desk (or anything that allows for good posture) while using computers
2. Good Posture
 - a. Sitting tall
 - b. Feet on the floor
 - c. Elbow at sides (no chicken wings)
 - d. Centered in front of the Chromebook/computer
3. Hands on the home row
4. Every finger has a job on the keyboard

Please keep in mind that this is very important. Overuse injuries are very real and our students are keyboarding younger than ever. Thank you for your support.

Note: 5th and 6th grade only

Due to this year's 5th and 6th grades advancing to secondary school next year, it is important to cover some essential skills before they move on. **Therefore, I would like to encourage as much participation as possible.** I will be teaching fundamental spreadsheet skills for real life application. Students will use these skills in a dream home project. Details are as follows:

1. Design a dream home floor plan
2. Calculate the cost of the design
3. Create a budget
4. Ask the question - "How do I pay for it"?

This is a fun project that makes for great conversation and parent involvement. It also introduces students to real life cost of living. Thank you for your support.



GT with Mrs. Coppenhaver

<https://www.smores.com/vqd1s>


Hello, I hope this finds you well.

Getting Accelerated Reader (A.R.) available for at home learning has been an adventure! I am using the same tutorial for all 2nd - 6th grade students, parents and teachers. All students 2nd - 6th grade have access to AR. Please go all the way through this document as there is important information at the bottom as well. If you have any questions including login and password inquiries please email me at aschrage@dolores.k12.co.us.

Parents, I will be happy to help you with any questions you have regarding AR. I would like to stress the importance of letting your child pass or fail the quizzes on their own. AR is an important tool that many teachers use to gauge a student's reading comprehension and what supports a child may need. AR quizzes will be available each day only during the hours of 7:00 AM - 7:30 PM.

The first thing that I need to tell you is very important. You must be on the RIGHT site in order to sign in. Every school in the country that uses AR has their own site. If you just google AR, you will not find the right site.

Second, please go into a chrome browser. On your bookmarked toolbar you should see AR or Welcome to Renaissance. If your bookmarks toolbar is not visible, please press Ctrl, Shift, B all at the same time. Your toolbar will then be visible under your address bar. Access the one

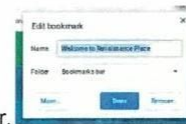
saved with the  logo. When the site pulls up, please press the blue star on the toolbar, this will bring up an edit box, please click the remove button.



This unbookmarks the site and will ensure you don't confuse the old site with the new one. In the address bar please type in the following address or use the link below.

New URL for AR

<https://global-zone51.renaissance-go.com/welcomeportal/248287>



Please save this as a bookmark by clicking the star next to the address bar.



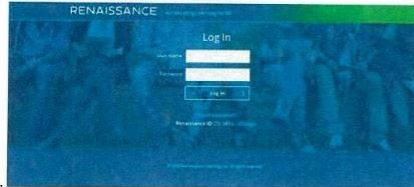
I like to rename the shortcut as AR

for easy access and press done.



Your screen will look like this.

Choose the student



button. Which will open the following screen.

Your

User name is NOT case sensitive. Your username, in most cases, is the first letter of your first name and the first 3 or 4 letters of your last name. (There are a few exceptions where a number has to follow the letters.) Example Demo Student would be Dstud as you can see in this



example.

Your password is your lunch number. If

you have never signed into AR before, your password is set to 123. If you enter the wrong password too many times, you will be locked out for 5 MINUTES, you can try another password or email me at aschrage@dolores.k12.co.us to get your username or password. After a



successful login, you get here.

This looks a

little different than before. All of the tests you have taken will be under the assignments section on the right. To find a quiz, please press the orange Accelerated Reader button. You will be prompted to pick a class, either class will work and it won't affect your points. After you choose a



class, press apply.

Now the screen is going to look a little




different than it has in the past.

The biggest addition in the new program is articles. The boxes under the search bar are the different categories of articles. If you wanted to read an article about lions, you would pick the animal category. A new page will open and you can then type lion into the search bar to show all articles about lions. The articles also give you points if you successfully pass the comprehension quiz. A few tips for searching titles of books.

1. If you are taking a quiz out of a textbook that the school sent home with the student, type MHE after the title. This will help to find the right quiz.
2. In some classes, the students received leveled readers which have spines that are color coded. Most of these books are also in AR. You will also need to add MHE to the end of these titles and choose the correct color of the spine.
3. If the title does not pull up your book, search by the author's name. There are some books that will only pull up by the author's name.

Once you choose your book from the list you will be asked what type of quiz to take. You will want to pick Reading Practice. If this option is not available, you have already taken the quiz for



this book or one is not available.

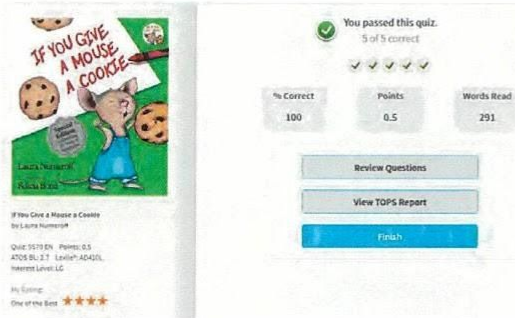
Another new option is the option to have the questions and answers read to the student. The default is set to voice. You can click



the spoken voice off at this screen.

After you

take the quiz, your result screen will come up. You are able to review the questions if you got



them correct or incorrect.

We also have a very exciting partnership with a company who is offering free access to their books online. Over 5000 of their books have AR quizzes available. This partnership has the following link, username and password.

Login page: <https://www.myon.com/school/readathome>

School Name: **Read at Home**

Username: **readnow**

Password: **myon**



With this company, there are kid friendly news articles about current events. To access these simply choose the news tab at the top after you are signed in.

A message from the Dolores Public Library:

COVID-19 Coronavirus

-April Procedures-

Dolores Public Library

Beginning April 1st (really!)

>>> Patrons will be able to pick up their items from a cart located outside the main door. You can contact a staff member by phone to request those items, or you can log on to your own account and place items in the Holds queue. A Library staff member is available by phone Mon-Thur from 10 - 4 to fill these requests and to answer any questions you may have. Please call 970-882-4127 to reach us.